

## Qty. Description

1 CM 10-4 A-R-A-E-AVBE F-A-A-N



Note! Product picture may differ from actual product

Product No.: [96935485](#)

Compact, reliable, horizontal, multistage, end-suction centrifugal pump with axial suction port and radial discharge port. The shaft, impellers and chambers are made of stainless steel. The inlet and discharge parts are made of cast iron. The mechanical shaft seal is a special designed, unbalanced O-ring seal. Pipework connection is via internal Whitworth pipe threads, Rp (ISO 7/1).

The pump is fitted with a 3-phase, foot-mounted, fan-cooled asynchronous motor.

### Controls:

Frequency converter: None

### Liquid:

Pumped liquid: Water

Liquid temperature range: -20 .. 40 °C

Selected liquid temperature: 20 °C

Density: 998.2 kg/m³

### Technical:

Pump speed on which pump data are based: 2900 rpm

Rated flow: 10 m³/h

Rated head: 53.93 m

Code for shaft seal: AVBE

Approvals: EAC

Approvals for drinking water: ACS, NSF61

Curve tolerance: ISO9906:2012 3B

### Materials:

Pump housing: Cast iron  
EN-GJL-200  
ASTM A48-25A

Impeller: Stainless steel  
EN 1.4301  
AISI 304

### Installation:

Range of ambient temperature: -20 .. 55 °C

Maximum operating pressure: 10 bar

Max pressure at stated temp: 10 bar / 40 °C  
10 bar / 40 °C

Type of connection: Rp

Size of inlet connection: 1 1/2 inch

Size of outlet connection: 1 1/2 inch

Outlet position: 12

### Electrical data:

Motor standard: IEC



Company name:

Created by:

Phone:

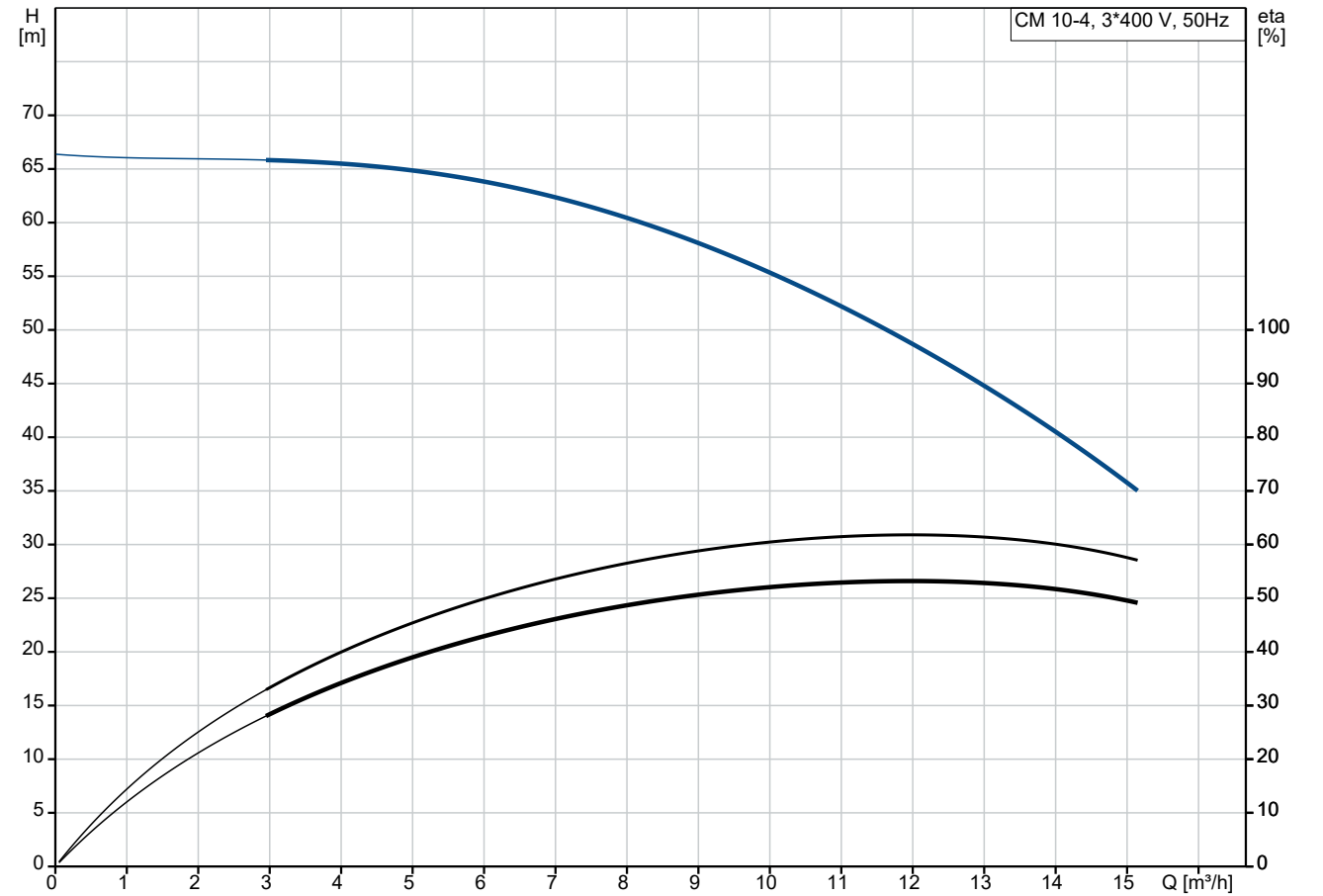
Date:

24/06/2024

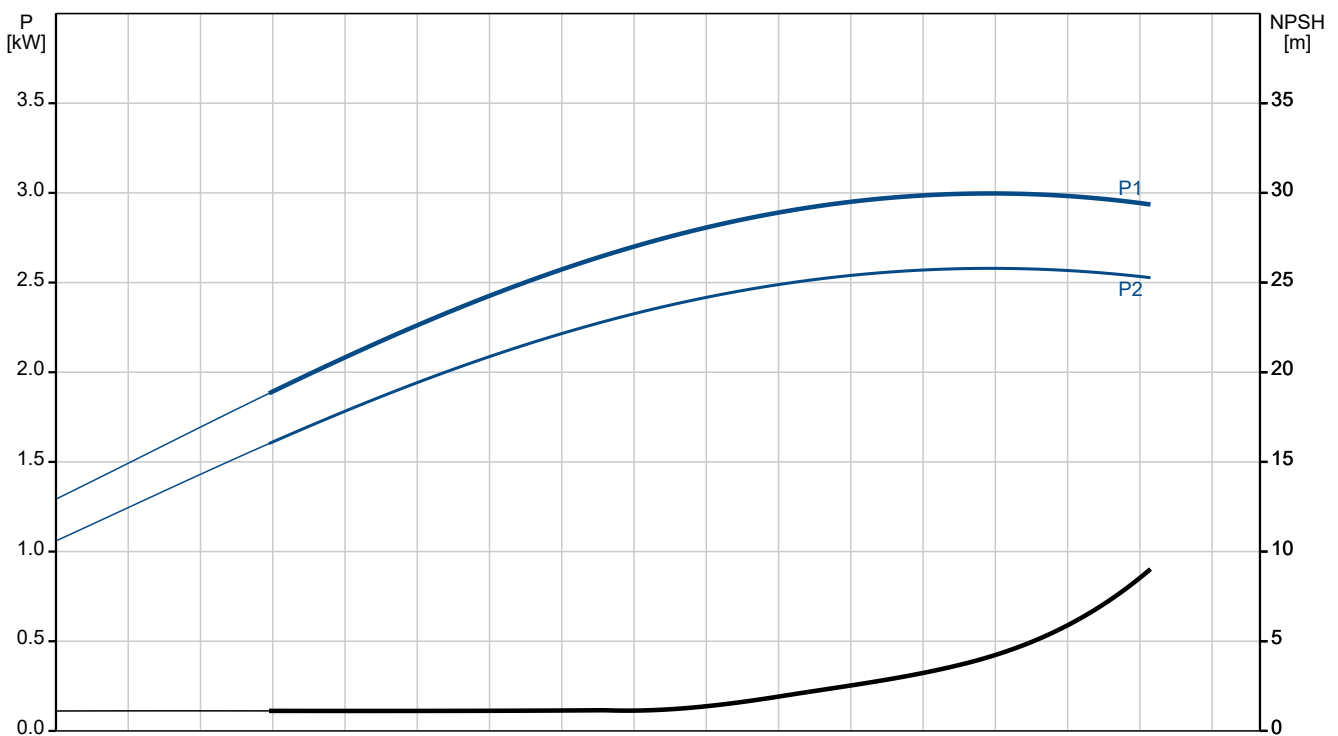
Qty.	Description
------	-------------

1	Frame size: 100LA
	IE efficiency class: IE2
	Rated power - P2: 3.2 kW
	Mains frequency: 50 Hz
	Suitable for 50/60 Hz: N
	Rated voltage: 3 x 220-240D/380-415Y V
	Service factor: 1.00
	Rated current: 11,8-11,0/6,75-6,40 A
	Starting current: 800-880 %
	Rated speed: 2900-2920 rpm
	Enclosure class (IEC 34-5): IP55
	Insulation class (IEC 85): F
	Built-in motor protection: PTC
	Cable included (Yes/No): N
	Others:
	Terminal box position: 12
	Minimum efficiency index, MEI ≥: 0.7
	Net weight: 38.8 kg
	Gross weight: 41.3 kg

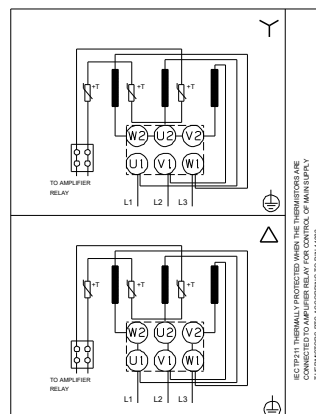
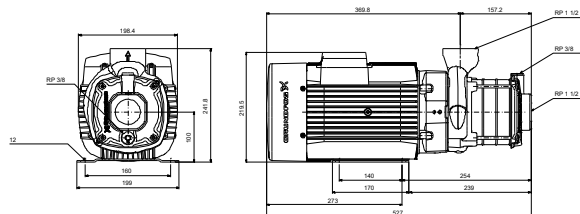
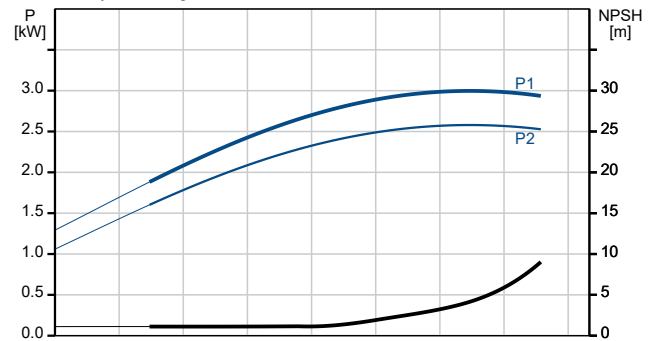
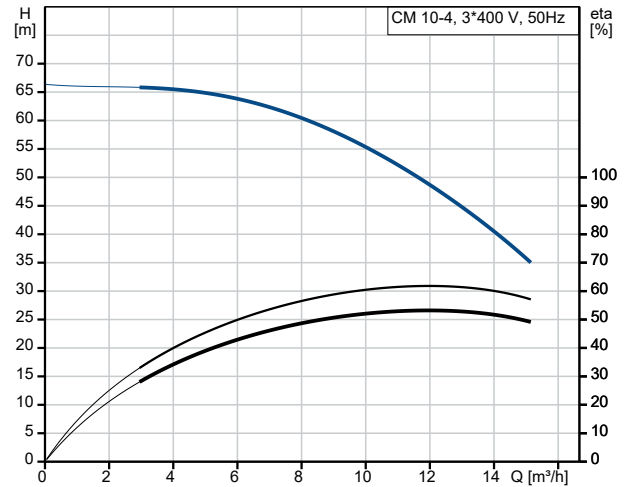
## 96935485 CM 10-4 A-R-A-E-AVBE F-A-A-N 50 Hz



Pumped liquid = Water  
 Liquid temperature during operation = 20 °C  
 Density = 998.2 kg/m³



Description	Value
<b>General information:</b>	
Product name:	CM 10-4 A-R-A-E-AVBE F-A-A-N
Product No:	96935485
EAN number:	5700314053932
<b>Technical:</b>	
Pump speed on which pump data are based:	2900 rpm
Rated flow:	10 m³/h
Rated head:	53.93 m
Impellers:	4
Code for shaft seal:	AVBE
Approvals:	EAC
Approvals for drinking water:	ACS, NSF61
Curve tolerance:	ISO9906:2012 3B
Pump version:	A
Model:	A
<b>Materials:</b>	
Pump housing:	Cast iron
Pump housing:	EN-GJL-200
Pump housing:	ASTM A48-25A
Impeller:	Stainless steel
Impeller:	EN 1.4301
Impeller:	AISI 304
Material code:	A
Code for rubber:	E
<b>Installation:</b>	
Range of ambient temperature:	-20 .. 55 °C
Maximum operating pressure:	10 bar
Max pressure at stated temp:	10 bar / 40 °C
Max pressure at stated temp:	10 bar / 40 °C
Type of connection:	Rp
Size of inlet connection:	1 1/2 inch
Size of outlet connection:	1 1/2 inch
Outlet position:	12
Connect code:	R
<b>Liquid:</b>	
Pumped liquid:	Water
Liquid temperature range:	-20 .. 40 °C
Selected liquid temperature:	20 °C
Density:	998.2 kg/m³
<b>Electrical data:</b>	
Motor standard:	IEC
Frame size:	100LA
IE efficiency class:	IE2
Rated power - P2:	3.2 kW
Mains frequency:	50 Hz
Suitable for 50/60 Hz:	N
Rated voltage:	3 x 220-240D/380-415Y V
Service factor:	1.00
Rated current:	11,8-11,0/6,75-6,40 A
Starting current:	800-880 %
Rated speed:	2900-2920 rpm
Enclosure class (IEC 34-5):	IP55
Insulation class (IEC 85):	F
Built-in motor protection:	PTC
Cable included (Yes/No):	N
<b>Controls:</b>	





Company name:

Created by:

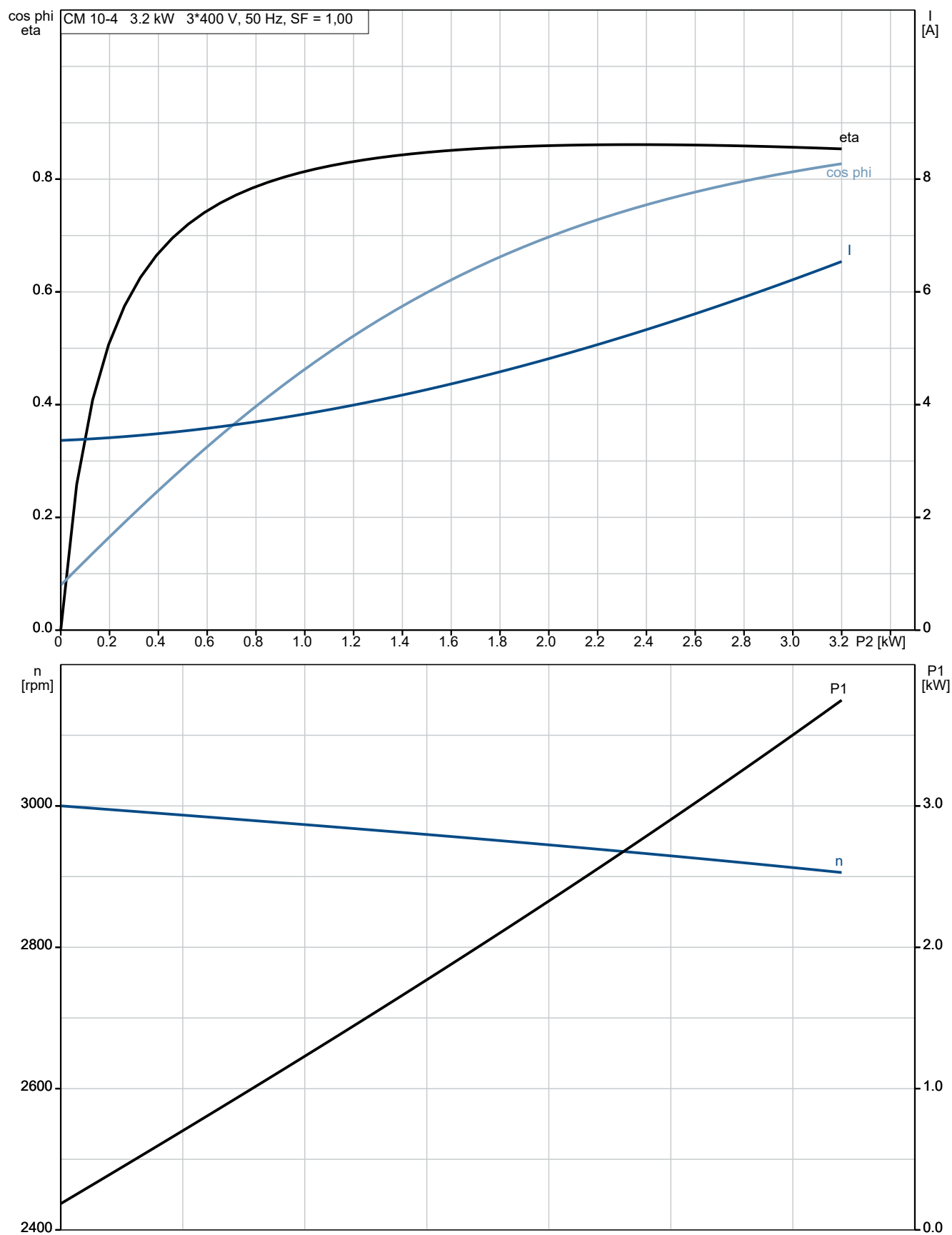
Phone:

Date:

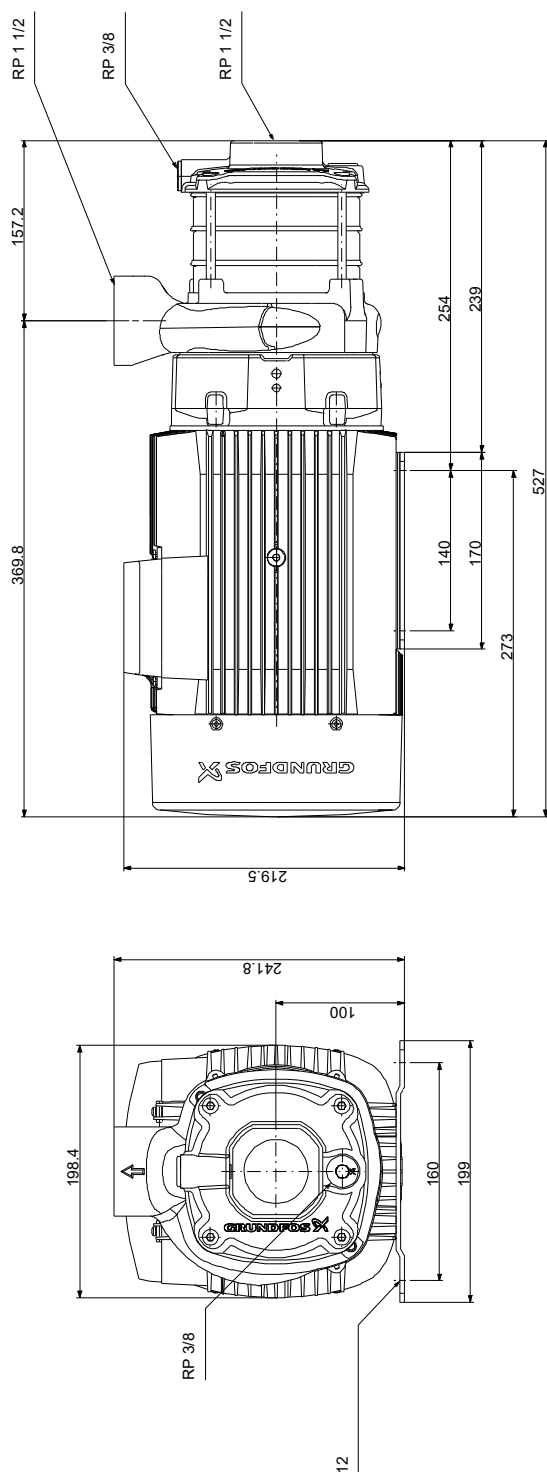
24/06/2024

Description	Value
Frequency converter:	None
<b>Others:</b>	
Terminal box position:	12
Minimum efficiency index, MEI ≥:	0.7
Net weight:	38.8 kg
Gross weight:	41.3 kg

## 96935485 CM 10-4 A-R-A-E-AVBE F-A-A-N 50 Hz



## 96935485 CM 10-4 A-R-A-E-AVBE F-A-A-N 50 Hz



Note! All units are in [mm] unless others are stated.

Disclaimer: This simplified dimensional drawing does not show all details.